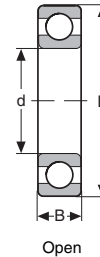




MVB Power-Star Bearing Co.
 Uri: www.mvbbearing.com
 Email: vivy@mvbbearing.com
 mvbbearing@gmail.com
 Tel: +86-592-523 0986
 Fax: +86-592-376 1975



DEEP GROOVE BALL BEARINGS

MVB No.	Dimensions (Metric)			Approx. Wgt. (lbs.)	Interchange							
	d	D	B		FAG SKF STEYR	FAF	FED	MRC	ND	NH	RIV	Torrington
6000	10	26	8	.040	6000	9100K	9100	100-KS	3L00	6100	ELL 10	-
6001	12	28	8	.050	6001	9101K	9101	101-KS	3L01	6101	ELL 12	-
6002	15	32	9	.060	6002	9102K	9102	102-KS	3L02	6102	ELL 15	-
6003	17	35	10	.080	6003	9103K	9103	103-KS	3L03	6103	ELL 17	-
6004	20	42	12	.140	6004	9104K	9104	104-KS	3L04	6104	ELL 20	-
60/22	22	44	12	.160	60/22	-	-	-	-	-	-	-
6005	25	47	12	.180	6005	9105K	9105	105-KS	3L05	6105	ELL 25	-
60/28	28	52	12	.230	60/28	-	-	-	-	-	-	-
6006	30	55	13	.260	6006	9106K	9106	106-KS	3L06	6106	ELL 30	-
60/32	32	58	13	.310	60/32	-	-	-	-	-	-	-
6007	35	62	14	.330	6007	9107K	9107	107-KS	3L07	6107	ELL 35	-
6008	40	68	15	.490	6008	9108K	9108	108-KS	3L08	6108	ELL 40	-
6009	45	75	16	.530	6009	9109K	9109	109-KS	3L09	6109	ELL 45	-
6010	50	80	16	.580	6010	9110K	9110	110-KS	3L10	6110	ELL 50	-
6011	55	90	18	.840	6011	9111K	9111	111-KS	3L11	6111	ELL 55	-
6012	60	95	18	.910	6012	9112K	9112	112-KS	3L12	6112	ELL 60	-
6013	65	100	18	.970	6013	9113K	9113	113-KS	3L13	6113	ELL 65	-
6014	70	110	20	1.340	6014	9114K	9114	114-KS	3L14	6114	ELL 70	-
6015	75	115	20	1.430	6015	9115K	9115	115-KS	3L15	6115	ELL 75	-
6016	80	125	22	1.900	6016	9116K	9116	116-KS	3L16	6116	ELL 80	-
6017	85	130	22	1.980	6017	9117K	9117	117-KS	3L17	6117	ELL 85	-
6018	90	140	24	2.580	6018	9118K	9118	118-KS	3L18	6118	ELL 90	-
6019	95	145	24	2.680	6019	9119K	9119	119-KS	3L19	6119	ELL 95	-
6020	100	150	24	2.800	6020	9120K	9120	120-KS	3L20	6120	ELL 100	100 BC 10
6021	105	160	26	3.530	6021	9121K	9121	121-KS	3L21	6121	ELL 105	105 BC 10
6022	110	170	28	4.340	6022	9122K	-	122-KS	3L22	6122	ELL 110	110 BC 10
6024	120	180	28	4.680	6024	9124K	-	124-KS	3L24	6124	ELL 120	120 BC 10
6026	130	200	33	8.490	6026	9126K	-	126-KS	3L26	-	ELL 130	130 BC 10
6028	140	210	33	9.000	6028	9128K	-	128-KS	3L28	-	ELL 140	140 BC 10
6030 M	150	225	35	11.100	6030	9130K	-	130-KS	3L30	-	ELL 150	150 BC 10
6032 M	160	240	38	13.800	6032	-	-	132-KS	3L32	-	ELL 160	160 BC 10
6034 M	170	260	42	17.500	6034	-	-	134-KS	3L34	-	ELL 170	170 BC 10
6036 M	180	280	46	22.700	6036	-	-	136-KS	3L36	-	ELL 180	180 BC 10
6038 M	190	290	46	25.000	6038	-	-	138-KS	3L38	-	ELL 190	190 BC 10
6040 M	200	310	51	32.700	6040	-	-	140-KS	3L40	-	ELL 200	200 BC 10
6044 M	220	340	56	40.600	6044	-	-	-	-	-	-	220 BC 10
6048 M	240	360	56	43.500	6048	-	-	-	-	-	-	240 BC 10
6052 M	260	400	65	64.800	6052	-	-	-	-	-	-	260 BC 10
6056 M	280	420	65	68.700	6056	-	-	-	-	-	-	280 BC 10
6060 M	300	460	74	97.100	6060	-	-	-	-	-	-	300 BC 10
6064 M	320	480	74	102.000	6064	-	-	-	-	-	-	-
6068 M	340	520	82	137.000	6068	-	-	-	-	-	-	-
6072 M	360	540	82	143.000	6072	-	-	-	-	-	-	-
6076 M	380	560	82	149.000	6076	-	-	-	-	-	-	-
6080 M	400	600	90	194.000	6080	-	-	-	-	-	-	-
6084 M	420	620	90	202.000	6084	-	-	-	-	-	-	-
6088 M	440	650	94	229.280	6088	-	-	-	-	-	-	-
6092 M	460	680	100	268.960	6092	-	-	-	-	-	-	-
6096 M	480	700	100	277.780	6096	-	-	-	-	-	-	-
60/500M	500	720	100	286.600	60/500	-	-	-	-	-	-	-

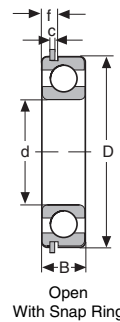
* Larger sizes available on request.

NOTE:

- 1.) Sizes 6000 thru 6028 are normally equipped with steel or polyamide glass fibre cages. They are also available with machined bronze cages - suffix "M".
- 2.) C/3 and C/4 internal clearances are available on all of the above sizes.



MVB Power-Star Bearing Co.
 Url:www.mvbbearing.com
 Email:vivy@mvbbearing.com
 mvbbearing@gmail.com
 Tel:+86-592-523 0986
 Fax:+86-592-376 1975



Open
With Snap Ring

DEEP GROOVE BALL BEARINGS - WITH SNAP RING

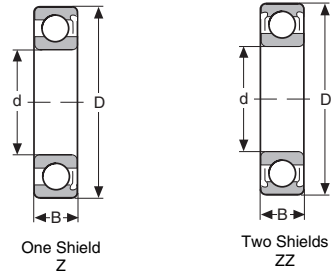
MVB No.	Dimensions					Approx. Wgt. (lbs.)	Interchange				
	(Metric)		(Inch)				FAF	FAG STEYR	MRC	ND	SKF
	d	D	B	f	c						
6000 NR	10	26	8	.075	.035	.040	-	-	100-KSG	-	-
6001 NR	12	28	8	.075	.035	.050	-	-	101-KSG	-	-
6002 NR	15	32	9	.134	.053	.060	9102KG	6002 NR	102-KSG	43L02	6002 NR
6003 NR	17	35	10	.134	.053	.080	9103KG	6003 NR	103-KSG	43L03	-
6004 NR	20	42	12	.134	.053	.140	9104KG	6004 NR	104-KSG	43L04	-
6005 NR	25	47	12	.134	.053	.180	-	6005 NR	105-KSG	43L05	-
6006 NR	30	55	13	.134	.053	.260	9106KG	6006 NR	106-KSG	43L06	-
6007 NR	35	62	14	.156	.075	.330	9107KG	6007 NR	107-KSG	43L07	6007 NR
6008 NR	40	68	15	.172	.075	.490	9108KG	6008 NR	108-KSG	43L08	6008 NR
6009 NR	45	75	16	.172	.075	.530	9109KG	6009 NR	109-KSG	43L09	-
6010 NR	50	80	16	.172	.075	.580	9110KG	6010 NR	110-KSG	43L10	6010 NR
6011 NR	55	90	18	.218	.106	.840	9111KG	6011 NR	111-KSG	43L11	6011 NR
6012 NR	60	95	18	.218	.106	.910	-	6012 NR	112-KSG	43L12	-
6013 NR	65	100	18	.218	.106	.970	9113KG	6013 NR	113-KSG	43L13	6013 NR
6014 NR	70	110	20	.218	.106	1.340	9114KG	6014 NR	114-KSG	43L14	-
6015 NR	75	115	20	.218	.106	1.430	-	6015 NR	115-KSG	-	6015 NR
6016 NR	80	125	22	.234	.122	1.900	-	6016 NR	116-KSG	-	-
6017 NR	85	130	22	.234	.122	1.950	9117KG	6017 NR	117-KSG	-	6017 NR
6018 NR	90	140	24	.268	.122	2.580	-	6018 NR	118-KSG	-	-
6019 NR	95	145	24	.268	.122	2.680	-	6019 NR	119-KSG	-	-
6020 NR	100	150	24	.268	.122	2.800	-	6020 NR	120-KSG	-	6020 NR
6021 NR	105	160	26	.268	.122	3.530	-	6021 NR	121-KSG	-	-
6022 NR	110	170	28	.283	.137	4.340	-	6022 NR	122-KSG	-	6022 NR
6024 NR	120	180	28	.283	.137	4.680	9124KG	6024 NR	124-KSG	-	6024 NR
6026 NR	130	200	33	.361	.137	8.490	-	6026 NR	126-KSG	-	-
6028 NR	140	210	33	.361	.137	9.000	-	-	128-KSG	-	-
6030 NR	150	225	35	.433	.177	11.100	-	-	130-KSG	-	-

NOTE:
 1.) C/3 and C/4 internal clearances are available on all of the above sizes.

轴承 Bearings Rodamientos Rolamentos Рулман Кюгеллагер Киллагер Cuschetti Подшипники Подшипник Ložiska Ležaj Laager Laer Сапады 轴承 2014



MVB Power-Star Bearing Co.
 Url:www.mvbbearing.com
 Email:vivy@mvbbearing.com
 mvbbearing@gmail.com
 Tel:+86-592-523 0986
 Fax:+86-592-376 1975



DEEP GROOVE BALL BEARINGS - ONE SHIELD

MVB No.	Dimensions (Metric)			Approx. Wgt. (lbs.)	Interchange						
	d	D	B		SKF STEYR	FAG	FAF	FED	MRC	ND	NH
6000-Z	10	26	8	.040	6000 Z	6000 Z	9100KD	9100 F	100-KSF	73L00	6100P
6001-Z	12	28	8	.050	6001 Z	6001 Z	9101KD	9101 F	101-KSF	73L01	6101P
6002-Z	15	32	9	.060	6002 Z	6002 Z	9102KD	9102 F	102-KSF	73L02	6102P
6003-Z	17	35	10	.080	6003 Z	6003 Z	9103KD	9103 F	103-KSF	73L03	6103P
6004-Z	20	42	12	.140	6004 Z	6004 Z	9104KD	9104 F	104-KSF	73L04	6104P
6005-Z	25	47	12	.180	6005 Z	6005 Z	9105KD	9105 F	105-KSF	73L05	6105P
6006-Z	30	55	13	.260	6006 Z	6006 Z	9106KD	9106 F	106-KSF	73L06	6106P
6007-Z	35	62	14	.330	6007 Z	6007 Z	9107KD	9107 F	107-KSF	73L07	6107P
6008-Z	40	68	15	.490	6008 Z	6008 Z	9108KD	9108 F	108-KSF	73L08	6108P
6009-Z	45	75	16	.530	6009 Z	6009 Z	-	9109 F	109-KSF	73L09	6109P
6010-Z	50	80	16	.580	6010 Z	6010 Z	9110KD	9110 F	110-KSF	73L10	6110P
6011-Z	55	90	18	.840	6011 Z	6011 Z	-	9111 F	111-KSF	73L11	6111P
6012-Z	60	95	18	.910	6012 Z	6012 Z	9112KD	9112 F	112-KSF	73L12	6112P
6013-Z	65	100	18	.970	6013 Z	6013 Z	9113KD	9113 F	113-KSF	73L13	6113P
6014-Z	70	110	20	1.340	6014 Z	6014 Z	9114KD	9114 F	114-KSF	73L14	6114P
6015-Z	75	115	20	1.430	6015 Z	6015 Z	9115KD	9115 F	115-KSF	73L15	6115P
6016-Z	80	125	22	1.900	6016 Z	6016 Z	-	9116 F	116-KSF	73L16	6116P
6017-Z	85	130	22	1.980	6017 Z	6017 Z	9117KD	9117 F	117-KSF	73L17	6117P
6018-Z	90	140	24	2.580	6018 Z	6018 Z	-	9118 F	118-KSF	73L18	6118P
6019-Z	95	145	24	2.680	6019 Z	6019 Z	-	9119 F	119-KSF	-	6119P
6020-Z	100	150	24	2.800	6020 Z	6020 Z	9120KD	9120 F	120-KSF	73L20	6120P
6021-Z	105	160	26	3.530	6021 Z	6021 Z	9121KD	9121 F	121-KSF	73L21	6121P
6022-Z	110	170	28	4.340	6022 Z	6022 Z	-	-	122-KSF	73L22	6122P
6024-Z	120	180	28	4.680	6024 Z	6024 Z	9124KD	-	124-KSF	73L24	6124P
6026-Z	130	200	33	8.490	6026 Z	6026 Z	-	-	126-KSF	73L26	-
6028-Z	140	210	33	9.000	6028 Z	6028 Z	-	-	128-KSF	73L28	-
6030-Z	150	225	35	11.100	6030 Z	6030 Z	-	-	130-KSF	-	-
6032-Z	160	240	38	13.180	6032 Z	6032 Z	-	-	132-KSF	-	-

TWO SHIELDS

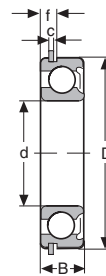
6000-ZZ	10	26	8	.040	6000.ZZ	6000.ZZ	9100KDD	9100 FF	100-KSFF	73L00	6100PP
6001-ZZ	12	28	8	.050	6001.ZZ	6001.ZZ	9101KDD	9101 FF	101-KSFF	73L01	6101PP
6002-ZZ	15	32	9	.060	6002.ZZ	6002.ZZ	9102KDD	9102 FF	102-KSFF	73L02	6102PP
6003-ZZ	17	35	10	.080	6003.ZZ	6003.ZZ	9103KDD	9103 FF	103-KSFF	73L03	6103PP
6004-ZZ	20	42	12	.140	6004.ZZ	6004.ZZ	9104KDD	9104 FF	104-KSFF	73L04	6104PP
6005-ZZ	25	47	12	.180	6005.ZZ	6005.ZZ	9105KDD	9105 FF	105-KSFF	73L05	6105PP
6006-ZZ	30	55	13	.260	6006.ZZ	6006.ZZ	9106KDD	9106 FF	106-KSFF	73L06	6106PP
6007-ZZ	35	62	14	.330	6007.ZZ	6007.ZZ	9107KDD	9107 FF	107-KSFF	73L07	6107PP
6008-ZZ	40	68	15	.490	6008.ZZ	6008.ZZ	9108KDD	9108 FF	108-KSFF	73L08	6108PP
6009-ZZ	45	75	16	.530	6009.ZZ	6009.ZZ	9109KDD	9109 FF	109-KSFF	73L09	6109PP
6010-ZZ	50	80	16	.580	6010.ZZ	6010.ZZ	9110KDD	9110 FF	110-KSFF	73L10	6110PP
6011-ZZ	55	90	18	.840	6011.ZZ	6011.ZZ	9111KDD	9111 FF	111-KSFF	73L11	6111PP
6012-ZZ	60	95	18	.910	6012.ZZ	6012.ZZ	9112KDD	9112 FF	112-KSFF	73L12	6112PP
6013-ZZ	65	100	18	.970	6013.ZZ	6013.ZZ	9113KDD	9113 FF	113-KSFF	73L13	6113PP
6014-ZZ	70	110	20	1.340	6014.ZZ	6014.ZZ	9114KDD	9114 FF	114-KSFF	73L14	6114PP
6015-ZZ	75	115	20	1.430	6015.ZZ	6015.ZZ	9115KDD	9115 FF	-	73L15	6115PP
6016-ZZ	80	125	22	1.900	6016.ZZ	6016.ZZ	-	9116 FF	-	73L16	6116PP
6017-ZZ	85	130	22	1.980	6017.ZZ	6017.ZZ	-	9117 FF	-	73L17	6117PP
6018-ZZ	90	140	24	2.580	6018.ZZ	6018.ZZ	-	9118 FF	-	73L18	6118PP
6019-ZZ	95	145	24	2.680	6019.ZZ	6019.ZZ	-	9119 FF	-	-	6119PP
6020-ZZ	100	150	24	2.800	6020.ZZ	6020.ZZ	-	9120 FF	-	73L20	6120PP
6021-ZZ	105	160	26	3.530	6021.ZZ	6021.ZZ	-	9121 FF	-	73L21	6121PP
6022-ZZ	110	170	28	4.340	6022.ZZ	6022.ZZ	-	-	-	73L22	6122PP
6024-ZZ	120	180	28	4.680	6024.ZZ	6024.ZZ	-	-	-	73L24	6124PP
6026-ZZ	130	200	33	8.490	6026.ZZ	6026.ZZ	-	-	-	73L26	-
6028-ZZ	140	210	33	9.800	6028.ZZ	6028.ZZ	-	-	-	-	-
6030-ZZ	150	225	35	11.100	6030.ZZ	-	-	-	-	-	-
6032-ZZ	160	240	38	13.800	6032.ZZ	-	-	-	-	-	-

NOTE:

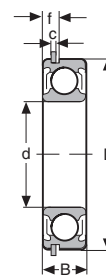
1.) C/3 and C/4 internal clearances are available on all of the above sizes.



MVB Power-Star Bearing Co.
 Url:www.mvbbearing.com
 Email:vivy@mvbbearing.com
 mvbbearing@gmail.com
 Tel:+86-592-523 0986
 Fax:+86-592-376 1975



One Shield With Snap Ring ZNR



Two Shields With Snap Ring ZZNR

DEEP GROOVE BALL BEARINGS - ONE SHIELD WITH SNAP RING

MVB No.	Dimensions (Metric)		Dimensions (Inch)		Approx. Wgt. (lbs.)	Interchange					
	d	D	B	f		c	FAF	FAG STEYR	MRC	ND	SKF
6000-ZNR	10	26	8	.075	.035	.040	-	-	-	-	-
6001-ZNR	12	28	8	.075	.035	.050	-	-	-	-	-
6002-ZNR	15	32	9	.134	.053	.060	-	6002 ZNR	102-KSFG	473L02	6002 ZNR
6003-ZNR	17	35	10	.134	.053	.080	-	6003 ZNR	103-KSFG	473L03	-
6004-ZNR	20	42	12	.134	.053	.140	-	6004 ZNR	104-KSFG	473L04	-
6005-ZNR	25	47	12	.134	.053	.180	-	6005 ZNR	105-KSFG	473L05	-
6006-ZNR	30	55	13	.134	.053	.260	-	6006 ZNR	106-KSFG	473L06	-
6007-ZNR	35	62	14	.156	.075	.330	-	6007 ZNR	107-KSFG	473L07	6007 ZNR
6008-ZNR	40	68	15	.172	.075	.490	-	6008 ZNR	108-KSFG	473L08	6008 ZNR
6009-ZNR	45	75	16	.172	.075	.530	-	6009 ZNR	109-KSFG	473L09	-
6010-ZNR	50	80	16	.172	.075	.580	-	6010 ZNR	110-KSFG	473L10	6010 ZNR
6011-ZNR	55	90	18	.218	.106	.840	-	6011 ZNR	111-KSFG	473L11	6011 ZNR
6012-ZNR	60	95	18	.218	.106	.910	-	6012 ZNR	112-KSFG	473L12	-
6013-ZNR	65	100	18	.218	.106	.970	-	6013 ZNR	113-KSFG	473L13	6013 ZNR
6014-ZNR	70	110	20	.218	.106	1.340	-	6014 ZNR	114-KSFG	473L14	6014 ZNR
6015-ZNR	75	115	20	.218	.106	1.430	-	6015 ZNR	115-KSFG	473L15	6015 ZNR
6016-ZNR	80	125	22	.234	.122	1.900	-	6016 ZNR	116-KSFG	473L16	-
6017-ZNR	85	130	22	.234	.122	1.980	-	6017 ZNR	117-KSFG	473L17	6017 ZNR
6018-ZNR	90	140	24	.268	.122	2.580	-	6018 ZNR	118-KSFG	473L18	-
6019-ZNR	95	145	24	.268	.122	2.680	-	6019 ZNR	119-KSFG	473L19	-
6020-ZNR	100	150	24	.268	.122	2.800	-	6020 ZNR	120-KSFG	473L20	6020 ZNR
6021-ZNR	105	160	26	.268	.122	3.530	-	-	-	473L21	-
6022-ZNR	110	170	28	.283	.137	4.340	-	-	-	473L22	6022 ZNR
6024-ZNR	120	180	28	.283	.137	4.680	-	-	-	473L24	6024 ZNR
6026-ZNR	130	200	33	.361	.137	8.490	-	-	-	-	-
6028-ZNR	140	210	33	.361	.137	9.000	-	-	-	-	-
6030-ZNR	150	225	35	.433	.177	11.100	-	-	-	-	-

TWO SHIELDS WITH SNAP RING

MVB No.	Dimensions (Metric)		Dimensions (Inch)		Approx. Wgt. (lbs.)	Interchange					
	d	D	B	f		c	FAF	FAG STEYR	MRC	ND	SKF
6000-ZZNR	10	26	8	.075	.035	.040	-	-	-	-	-
6001-ZZNR	12	28	8	.075	.035	.050	-	-	-	-	-
6002-ZZNR	15	32	9	.134	.053	.060	9102KDDG	6002.2ZNR	102-KSFFG	4773L02	6002 2ZNR
6003-ZZNR	17	35	10	.134	.053	.080	9103KDDG	6003.2ZNR	103-KSFFG	4773L03	-
6004-ZZNR	20	42	12	.134	.053	.140	9104KDDG	6004.2ZNR	104-KSFFG	4773L04	-
6005-ZZNR	25	47	12	.134	.053	.180	-	6005.2ZNR	105-KSFFG	4773L05	-
6006-ZZNR	30	55	13	.134	.053	.260	9106KDDG	6006.2ZNR	106-KSFFG	4773L06	-
6007-ZZNR	35	62	14	.156	.075	.330	9107KDDG	6007.2ZNR	107-KSFFG	4773L07	6007 2ZNR
6008-ZZNR	40	68	15	.172	.075	.490	9108KDDG	6008.2ZNR	108-KSFFG	4773L08	6008 2ZNR
6009-ZZNR	45	75	16	.172	.075	.530	9109KDDG	6009.2ZNR	109-KSFFG	4773L09	-
6010-ZZNR	50	80	16	.172	.075	.580	-	6010.2ZNR	110-KSFFG	4773L10	6010 2ZNR
6011-ZZNR	55	90	18	.218	.106	.840	-	6011.2ZNR	111-KSFFG	4773L11	6011 2ZNR
6012-ZZNR	60	95	18	.218	.106	.910	-	6012.2ZNR	112-KSFFG	4773L12	-
6013-ZZNR	65	100	18	.218	.106	.970	-	6013.2ZNR	113-KSFFG	4773L13	6013 2ZNR
6014-ZZNR	70	110	20	.218	.106	1.340	-	6014.2ZNR	114-KSFFG	4773L14	6014 2ZNR
6015-ZZNR	75	115	20	.218	.106	1.430	-	6015.2ZNR	115-KSFFG	4773L15	6015 2ZNR
6016-ZZNR	80	125	22	.234	.122	1.900	-	6016.2ZNR	116-KSFFG	4773L16	-
6017-ZZNR	85	130	22	.234	.122	1.980	9117KDDG	6017.2ZNR	117-KSFFG	4773L17	-
6018-ZZNR	90	140	24	.268	.122	2.580	-	6018.2ZNR	118-KSFFG	4773L18	-
6019-ZZNR	95	145	24	.268	.122	2.680	-	6019.2ZNR	119-KSFFG	-	-
6020-ZZNR	100	150	24	.268	.122	2.800	-	6020.2ZNR	120-KSFFG	4773L20	6020 2ZNR
6021-ZZNR	105	160	26	.268	.122	3.530	-	-	121-KSFFG	4773L21	-
6022-ZZNR	110	170	28	.283	.137	4.340	-	-	122-KSFFG	4773L22	6022 2ZNR
6024-ZZNR	120	180	28	.283	.137	4.680	-	-	124-KSFFG	4773L24	6024 2ZNR
6026-ZZNR	130	200	33	.361	.137	8.490	-	-	-	-	-
6028-ZZNR	140	210	33	.361	.137	9.000	-	-	-	-	-
6030-ZZNR	150	225	35	.433	.177	11.100	-	-	-	-	-

NOTE:

- 1.) When one shield is required on the same side as the snap ring use ZNBR suffix.
- 2.) C/2 and C/3 internal clearance is available on all of the above sizes.

